




# Being Kind BINGO



**My Busy Week**



**Share a kind compliment  
with someone.**



**Arthur Masks**



**Write a list of ten things  
that you like most  
about yourself.**



**Be the Agent**




**Be a helper. Help do  
someone else's chores.**



**Traits of a Good Friend**



**Draw a portrait of someone  
you care about. Write about  
what makes them special.**



**Hip, Hip Hurray for Family**

**Grades 1-2**

**Find more games and activities at [pbs.org/parents/learn-at-home](https://pbs.org/parents/learn-at-home)**



PBS KIDS and the PBS KIDS Logo are registered trademarks of Public Broadcasting Service. Used with permission.



Learn at Home with PBS KIDS

# Being Kind

# BINGO





# Learn at Home with PBS KIDS

**Week of  
October 12th**

## **Hello, Families!**

Welcome to "**Learn Along**" Bingo! We're happy to share PBS KIDS activities with you and to work with PBS member stations and community partners across the country to help support learning at home. With "Learn Along" Bingo, children can view, explore, and play as they learn alongside their PBS KIDS friends on the PBS KIDS 24/7 channel. We hope your family will use it to inspire learning each and every day.

### **It's Being Kind Week!**

In this packet, there are printable activities and everyday learning ideas for you and your child to choose from. As you complete each square, mark it off to celebrate the learning.

### **Learning Spotlight: "Sharing Positive Interactions"**

This week, we're learning how to share positive interactions with others. Positive interactions means talking and doing things with other people in kind ways.

### **Show What You Know: Be the Agent**

The last activity in this packet is a perfect way for children to show what they've learned about sharing positive interactions with a grown up.

**Tune in:** Watch ARTHUR at 1pm EDT on Tuesday, October 13th on the PBS KIDS 24/7 channel.

Ready for more? Watch your favorite PBS KIDS shows on the 24/7 channel and live stream at [pbskids.org/video/livetv](https://pbskids.org/video/livetv) or on your local PBS station.

**Happy learning!**  
**PBS KIDS**




**Find free activities, articles and tips to support at-home learning on [pbskidsforparents.org](https://pbskidsforparents.org)**

PBS KIDS and the PBS KIDS Logo are registered trademarks of Public Broadcasting Service. Used with permission.



# Being Kind BINGO




**My Busy Week**




**Share a kind compliment  
with someone.**



**Arthur Masks**



**Write a list of ten things  
that you like most  
about yourself.**



**Be the Agent**




**Be a helper. Help do  
someone else's chores.**



**Traits of a Good Friend**



**Draw a portrait of someone  
you care about. Write about  
what makes them special.**



**Hip, Hip Hurray for Family**

**Grades 1-2**

**Find more games and activities at [pbs.org/parents/learn-at-home](https://pbs.org/parents/learn-at-home)**

PBS KIDS and the PBS KIDS Logo are registered trademarks of Public Broadcasting Service. Used with permission.



# My Busy Week

\_\_\_\_\_

Name

Use this calendar to write or draw the important things that are happening each day of your busy week. Are there special classes you need to go to? What programs do you not want to miss? What chores are you responsible for? Find a special place for your calendar to help you and your family stay organized.

**Monday**

---

**Tuesday**

---


**Wednesday**

---

**Thursday**


---

**Friday**



Find more games and activities at [pbskidsforparents.org](http://pbskidsforparents.org)

# Arthur Masks



## Grown-ups:

To assemble this mask, you will need scissors, string, and tape. Once you have cut out the mask, use your tape to adhere one end of the string to the inside of the mask (left side). Make sure the mask fits on your child's head before using your tape to stick the other end of the string to the inside of the mask (right side).

Use these masks to retell an episode of Arthur or to create an original story of your own!

Find more games and activities at [pbskidsforparents.org](http://pbskidsforparents.org)

Proud sponsor of ARTHUR:

ABCmouse.com

Funded by:





### Grown-ups:

To assemble this mask, you will need scissors, string, and tape. Once you have cut out the mask, use your tape to adhere one end of the string to the inside of the mask (left side). Make sure the mask fits on your child's head before using your tape to stick the other end of the string to the inside of the mask (right side).


Use these masks to retell an episode of Arthur or to create an original story of your own!

Proud sponsor of ARTHUR:

ABCmouse.com<sup>®</sup>

Funded by:





**Grown-ups:**

To assemble this mask, you will need scissors, string, and tape. Once you have cut out the mask, use your tape to adhere one end of the string to the inside of the mask (left side). Make sure the mask fits on your child's head before using your tape to stick the other end of the string to the inside of the mask (right side).

Use these masks to retell an episode of Arthur or to create an original story of your own!


Proud sponsor of ARTHUR:



Funded by:







### Grown-ups:

To assemble this mask, you will need scissors, string, and tape. Once you have cut out the mask, use your tape to adhere one end of the string to the inside of the mask (left side). Make sure the mask fits on your child's head before using your tape to stick the other end of the string to the inside of the mask (right side)

Use these masks to retell an episode of Arthur or to create an original story of your own!

Proud sponsor of ARTHUR:

**ABCmouse.com**

Funded by:






### Grown-ups:

To assemble this mask, you will need scissors, string, and tape. Once you have cut out the mask, use your tape to adhere one end of the string to the inside of the mask (left side). Make sure the mask fits on your child's head before using your tape to stick the other end of the string to the inside of the mask (right side)

Use these masks to retell an episode of Arthur or to create an original story of your own!



Proud sponsor of ARTHUR:

**ABCmouse.com**

Funded by:






### Grown-ups:

To assemble this mask, you will need scissors, string, and tape. Once you have cut out the mask, use your tape to adhere one end of the string to the inside of the mask (left side). Make sure the mask fits on your child's head before using your tape to stick the other end of the string to the inside of the mask (right side).

Use these masks to retell an episode of Arthur or to create an original story of your own!



Proud sponsor of ARTHUR:  
**ABCmouse.com**






# Traits of a Good Friend

Name \_\_\_\_\_

Draw a portrait  
here.

**A good friend...**


Find more games and activities at [pbskidsforparents.org](http://pbskidsforparents.org)





# Hip, Hip, Hurray for Family!

Name \_\_\_\_\_



In "My Dad, My Teacher", Becky and Kid Potato both feel a little frustrated by their parents. There may be moments when you feel this way too. Sometimes it helps to write a letter. We've suggested some words you can use to fill in the blanks so that you can write someone in your family a message to tell them how much you appreciate them. Then write your name at the bottom of the letter and give it to someone who's important to you.

Dear \_\_\_\_\_,  
Mom/Dad/Brother/Sister

Thank you so much for being my \_\_\_\_\_ . I really love it  
friend/parent


when we \_\_\_\_\_ together. I know that sometimes  
read/play/laugh/sing

you get \_\_\_\_\_ with me, but I hope you know that  
angry/sad/irritated

I'll always \_\_\_\_\_ you.  
love/like/need

Love,

\_\_\_\_\_



**Find more games and activities at [pbskidsforparents.org](http://pbskidsforparents.org)**

# BE THE AGENT



## WHAT MAKES A GOOD ODD SQUAD AGENT?

Odd Squad Agents need to be good at working together.

What other things do you think Agents need to do or know to be a good Agent?

1. \_\_\_\_\_
2. \_\_\_\_\_
3. \_\_\_\_\_
4. \_\_\_\_\_
5. \_\_\_\_\_
6. \_\_\_\_\_
7. \_\_\_\_\_
8. \_\_\_\_\_
9. \_\_\_\_\_
10. \_\_\_\_\_



# Learn at Home with PBS KIDS

**Schedule Begins October 5, 2020**

Explore reading, math, science, life lessons, and more on the PBS KIDS 24/7 channel and live stream! The TV schedule below offers you and your child a chance to learn anytime alongside your favorite PBS KIDS characters.



<b>TIME (M-F)</b>	<b>SHOW</b>	<b>GRADE</b>	<b>LEARNING GOAL</b>
6/5c am	Splash and Bubbles	PK-K	Science
6:30/5:30c am	WordWorld	PK-K	Literacy
7/6c am	Peg + Cat	PK-K	Math
7:30/6:30c am	Peep and the Big Wide World	PK-K	Science
8/7c am	Sid the Science Kid	PK-K	Science
8:30/7:30c am	Super WHY!	PK-K	Literacy
9/8c am	Pinkalicious & Peterrific	PK-1	The Arts
9:30/8:30c am	Clifford the Big Red Dog	PK-K	Social & Emotional Learning, Literacy
10/9c am	Let's Go Luna!	K-2	Social Studies
10:30/9:30c am	Dinosaur Train	PK-K	Science
11/10c am	The Cat in the Hat Knows a Lot About That!	PK-1	Science & Engineering
11:30/10:30c am	Martha Speaks	K-2	Literacy
12 pm/11c am	Nature Cat	K-3	Science
12:30 pm/11:30c am	Ready Jet Go!	K-2	Science & Engineering
1/12c pm	Arthur	K-2	Social & Emotional Learning
1:30/12:30c pm	Odd Squad	K-2	Math
2/1c pm	Cyberchase	1-5	Math
2:30/1:30c pm	Molly of Denali	K-2	Literacy
3/2c pm	Pinkalicious & Peterrific	PK-1	The Arts
3:30/2:30c pm	Elinor Wonders Why	PK-K	Science & Engineering
4/3c pm	Sesame Street	PK-K	Literacy, Math, Social & Emotional Learning
4:30/3:30c pm	Daniel Tiger's Neighborhood	PK-K	Social & Emotional Learning
5/4c pm	Curious George	PK-K	Math, Science & Engineering
5:30/4:30c pm	Curious George	PK-K	Math, Science & Engineering
6/5c pm	Wild Kratts	K-2	Science
6:30/5:30c pm	Wild Kratts	K-2	Science

**Access FREE, at-home learning activities, tips, and more on [pbskidsforparents.org](https://pbskidsforparents.org)**



# Learn at Home with PBS KIDS

Play and learn anytime and anywhere with free apps from PBS KIDS! Use the chart below to find the app that aligns to your child's grade, learning goal, and favorite PBS KIDS show - then download it on your on your mobile or tablet device to play online, offline, or anytime.


## Apps for Social & Emotional Learning

Daniel Tiger for Parents	PK-K	Social & Emotional Learning
PBS KIDS Games app	K-2	Multiple Learning Goals
PBS KIDS Video app	K-2	Multiple Learning Goals




## Apps for Literacy Learning

Dinosaur Train A to Z	PK-K	Literacy, Science
Molly of Denali	K-2	Literacy
PBS KIDS Games app	K-2	Multiple Learning Goals
PBS KIDS Video app	K-2	Multiple Learning Goals



## Apps for STEM Learning (Science, Technology, Engineering & Math)

PBS Parents Play & Learn	PK-K	Literacy, Math	Ready Jet Go! Space Explorer	K-2	Science
Play & Learn Engineering	PK-K	Science and Engineering	Ready Jet Go! Space Scouts	K-2	Science and Engineering
Play & Learn Science	PK-K	Science	Nature Cat's Great Outdoors	K-3	Science
Splash and Bubbles for Parents	PK-K	Science	PBS KIDS ScratchJr	1-2	Coding
Splash and Bubbles Ocean Adventure	PK-K	Science	Outdoor Family Fun with Plum	1-3	Science and Engineering
The Cat in the Hat Builds That!	PK-K	Science and Engineering	Cyberchase Shape Quest	1-5	Math, Science
The Cat in the Hat Invents	PK-K	Science and Engineering	PBS KIDS Games app	K-2	Multiple Learning Goals
Jet's Bot Builder: Robot Games	K-2	Science and Engineering	PBS KIDS Video app	K-2	Multiple Learning Goals
Photo Stuff with Ruff	K-2	Science			



[pbskids.org/apps](https://pbskids.org/apps)

