




# Act It Out BINGO



**What's The Story?**




**Write a poem and then act it out.**




**Super Storytelling**




**Face a partner and take turns mirroring each other's movements.**




**Story Cubes**



**Imagine strings tied to your arms, hands, feet, and legs. Move like you are a puppet.**



**Playmaker**



**Find a partner. Take turns acting out emotions.**



**My Creature Adventure**

**Grades 1-2**

**Find more games and activities at [pbs.org/parents/learn-at-home](https://pbs.org/parents/learn-at-home)**



PBS KIDS and the PBS KIDS Logo are registered trademarks of Public Broadcasting Service. Used with permission. Made available by the Corporation for Public Broadcasting, a private corporation funded by the American people.






Learn at Home with PBS KIDS



Act It Out

BINGO





# Learn at Home with PBS KIDS

**Week of  
January 11th**

## **Hello, Families!**

Welcome to **Learn Along Bingo!** We're happy to share PBS KIDS activities with you and to work with PBS member stations and community partners across the country to help support learning at home. With Learn Along Bingo, children can view, explore, and play as they learn alongside their PBS KIDS friends on the PBS KIDS 24/7 channel. We hope your family will use it to inspire learning each and every day.

### **It's Act It Out Week!**

In this packet, there are printable activities and everyday learning ideas for you and your child to choose from. As you complete each square, mark it off to celebrate the learning.

### **Learning Spotlight: Dramatic Play**

This week, we're learning that dramatic play is important because we it helps us to develop language and communication skills as we learn about the world and those in it.

### **Show What You Know: Story Cubes**

The last activity in this packet is a perfect way for children to explore their imagination.

**Tune in:** Watch ARTHUR at 1pm on Tuesday, January 12th on the PBS KIDS 24/7 channel.

Ready for more? Watch your favorite PBS KIDS shows on the 24/7 channel and live stream at [pbskids.org/video/livetv](https://pbskids.org/video/livetv) or on your local PBS station.

**Happy learning!**  
**PBS KIDS**



**Find free activities, articles and tips to support at-home learning on [pbskidsforparents.org](https://pbskidsforparents.org)**

PBS KIDS and the PBS KIDS Logo are registered trademarks of Public Broadcasting Service. Used with permission.



Name \_\_\_\_\_

# What's the Story?

Complete this adventure by filling in the missing parts of speech in the sentences below. We've started a list of nouns, verbs, adjectives and adverbs, but you should add some of your own to the list so that you have plenty of words to work with. Do you know what all the words in the lists mean? Ask a friend or adult if you need some help understanding the words, choosing some new words, or writing the words to fill in the blanks and complete the story.



## Here's a quick review of the parts of speech:

**Noun:** A person, place, or thing (examples are dog, spaghetti, cloud)

**Verb:** An action (examples are run, sleep, talk)

**Adjective:** A word that describes a noun (examples are barking, red, dense)

**Adverb:** A word that describes a verb (examples are quickly, deeply, loudly)

One \_\_\_\_\_ day, Captain Huggy-Face found a little dog with \_\_\_\_\_ hair  
Adjective Adjective  
 in the park. Not wanting to disturb its \_\_\_\_\_, Captain Huggy-Face \_\_\_\_\_  
Noun Adverb  
 walked away and found a \_\_\_\_\_ spot to wait for WordGirl. He would \_\_\_\_\_  
Adjective Verb  
 her about what to do. \_\_\_\_\_, WordGirl arrived and they \_\_\_\_\_ that such a  
Adverb Verb  
 \_\_\_\_\_ dog must belong to someone. They would not \_\_\_\_\_ their  
Adjective Verb  
 duties, and would find the dog's \_\_\_\_\_. They even imagined that if they did  
Noun  
 \_\_\_\_\_ they could even win a \_\_\_\_\_ for all their \_\_\_\_\_  
Verb Noun Adjective  
 efforts. After \_\_\_\_\_ asking everyone in the park, they \_\_\_\_\_ found  
Adverb Adverb  
 the dog's \_\_\_\_\_. The little dog was so \_\_\_\_\_ he jumped and  
Noun Adjective  
 \_\_\_\_\_ at WordGirl and Captain Huggy-Face, trying to \_\_\_\_\_ them for  
Verb Verb  
 finding his home.





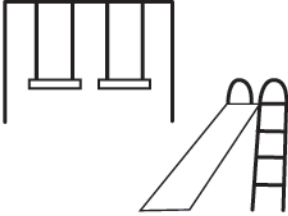
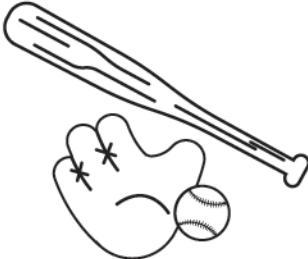












Nouns	Verbs	Adjectives	Adverbs
privacy	interrogate	unruly	eventually
award	swipe	unique	
haven	triumph	repulsive	
	shirk	tranquil	



# Super Storytelling

**Instructions:** Engaging characters, unique settings, and crazy problems to overcome are just some of the elements of good storytelling. Get the super story juices flowing as you mix up characters, settings, and objects for your own super story creations. Color and then cut out each row of images. Keep them in four separate piles. Then, place each pile face down on a flat surface. Mix each set and then choose one card from each pile. Create your own story and write about it using the Super Storytelling chart.

<b>Character</b>	 Young Child	 Parent	 Grandparent	 Older Child
<b>Setting</b>	 Park	 Baseball Field	 Beach	 Living Room
<b>Weather</b>	 Sunny	 Rainy	 Cloudy	 Windy
<b>Object</b>	 Cape	 Seashells and Bucket	 Rainbow Parachute	 Book

Find more games and activities at [pbskidsforparents.org](https://pbskidsforparents.org)



# Super Storytelling

\_\_\_\_\_  
Name

**Instructions:** Use this Super Storytelling chart to brainstorm the parts of your story. Identify the characters and the setting and think about the plot. When you finish your basic outline, you are ready to begin writing!

**Characters:**


**Setting:**

**Plot-First:**

**Plot-Then:**

**Plot-Last:**

Find more games and activities at [pbskidsforparents.org](https://pbskidsforparents.org)



# Play Maker

## 1 Choose a Story

Choose a story that you'd like to act out. You can print out the script for D.W. Gets Her Library Card, use a story you already know (like from a fairy tale), or make up a play of your own. If you make up a play, try to give it a beginning, a middle and an end. Make up what everyone will say, and what everyone will do when they're on stage.

## 2 Decide Who's Who

Talk with your friends to decide who is going to play each character. Remember that every role is an important one. (It sounds corny, but it's true.)

Don't forget that you can play more than one person as long as you find a way to let the audience know which character you are. Masks are a great way to do this. You can switch masks to switch characters.

## 3 Plan It

Decide if the actors will be on stage for the whole play, or if they will come and go. Decide where people should enter and exit.

If there are lots of people on stage at once, try to scatter them throughout the space instead of bunching them into one spot. People can come into the main stage area when they're talking.

Remember: Never turn your back to the audience!

## 4 Practice! Practice!

Practice the play a few times before anyone sees it. That's called "rehearsing." The more you practice, the better it will be.

You can try to memorize your lines, or you can carry the script with you when you do the play. If you read your lines from the script, remember to look up from the page when you speak.

## 5 Find Costumes

Decide how to make the actors look like the characters they are playing. Look for clothing you think the characters would wear, or make masks to wear with your everyday clothes.

## 6 Find Props

Props are the objects you use in a play to make it seem more real. You can use real objects (like a book or a pencil), or you can create an object using just movement!

Sometimes you can use one thing and pretend it is something else. For example, a broom held upside down between your knees makes a great horse.

Be sure to ask an adult before borrowing things from around the house!

## 7 Get Ready

Create your own theater at home. Set up chairs for everyone who is coming. Check out the Props area for some cool things to print, like tickets and a poster you can use to tell people about your play.

## 8 Enjoy the Big Night

Are you a little bit nervous? Yes? That's great, trust me! Now...are you ready to have some fun?!

Actors NEVER say, "Good luck!" before they go on stage. Instead, they say, "Break a leg!" Don't ask me why. Actors are weird.

And now it's SHOWTIME!

## 9 Take a Bow

Don't forget to take a bow when your play is over! Line up, hold hands, and bow together. It'll be funny if you run off stage together while your audience is clapping, and then run back on to take another bow. That's what grown-ups do in the theater. Go figure.



# Play Maker Script

1

## D.W. Gets Her Library Card

by Peter Hirsch

### **Characters:**

Arthur, Binky, Buster, D.W., Francine, Timmy Tibble, Tommy Tibble, Ms. Turner

### **Setting:**

This play takes place in the Reading Room of a library. (Francine, Binky, and Buster are reading. D.W. walks into the library and goes right to a table on which a Big Book is placed. Arthur follows her.)

**D.W.:** Arthur, look! It's my favorite book! It's big and it's pretty and it's all about frogs! Will you read it to me? Please, please, please, please, please?

**Arthur:** No, D.W. That's a baby book. I only read books for big kids.

**D.W.:** Then will you check it out for me with your library card?

**Arthur:** Are you kidding?! Do you know what would happen if my friends found out I checked out a baby book?

**D.W.:** What?

**Arthur:** This!

(He points to Francine, Binky, and Buster, who go to the center of the room.)

**Francine:** Hey guys! Arthur checked out a baby book on frogs!

**Buster:** I guess that makes him a baby!

**Binky:** Yeah. Or maybe even a baby frog! A tadpole!!

**Buster, Binky, and Francine:** HA! HA! HA! HA! HA! HA! HA!




PBS KIDS and the PBS KIDS Logo are registered trademarks of Public Broadcasting Service. Used with permission. ARTHUR & the other Marc Brown ARTHUR characters and underlying materials (including artwork) TM and © 2016 Marc Brown. ARTHUR is produced by WGBH Boston and Oasis Animation, Inc. Funding for ARTHUR is provided by public television viewers. Corporate funding for Arthur on PBS KIDS® is provided by ABCmouse.com. Made available by the Corporation for Public Broadcasting, a private corporation funded by the American people.

Funded by:  
**ABCMouse.com**

For more games and activities, visit [pbskidsforparents.org](http://pbskidsforparents.org)





# Play Maker Script

2

(Buster, Binky, and Francine freeze.)

**Arthur:** That's what would happen! Sorry, D.W., I can't do it. Now let me read in peace.

(Arthur picks up a book and starts reading.  
Buster, Binky, and Francine go back to their seats.  
D.W. puts the book back on the table.)

**D.W.:** I wish I had my own library card! Then I could take out that book all by myself and have Mom or Dad read it to me at home.

(Tommy and Timmy Tibble enter the Reading Room.  
Each holds a library card.)

**Timmy Tibble:** Let's take out a book on snakes with our library cards!

**Tommy Tibble:** No! Spiders!

**Timmy Tibble:** Snakes!

**Tommy Tibble:** Spiders!


**D.W.:** Tommy and Timmy Tibble, you have your own library cards? How did you get them?

**Tommy Tibble:** Should we tell her?

**Timmy Tibble:** No way! If she gets her own card, she'll take out every book in the library and then there will be none left for us!

(Tommy and Timmy hide behind a table.)

**D.W.:** I'll ask Francine how to get my own library card.



# Play Maker Script

3

(D.W. goes to Francine, who's now watching a video screen.)

**Francine:** Hi, D.W.! I'm watching a video about Babe Ruth!

**D.W.:** You can watch videos in the library?

**Francine:** Sure you can! Look! He just hit a home run! Listen to the fans going wild!

**All Kids (except D.W. and Arthur):** HOORAY!!!

**Arthur:** Shh! Keep it down! I'm trying to read!

**Francine:** I love baseball! I'm going to practice my batting right now!

(Francine leaves. D.W. goes up to Binky, who is wearing headphones and humming.)

**Binky:** Hi, D.W.! This is a great jazz CD!

**D.W.:** Wow! You can listen to music in the library, too?

**Binky:** What?

**D.W. (Louder.):** I said, "You can listen to music in the library, too?"


**Binky:** I can't hear you! I'm listening to music!

(D.W. goes over to Buster, who is snoring loudly.)

**D.W.:** Hey, Buster. Buster!

(Buster wakes up and quickly picks up a book.)

**Buster:** I wasn't asleep! I was studying! Oh, it's only you, D.W.



# Play Maker Script

4

**D.W.:** How do I get my own library card?

**Buster:** Oh, just ask... just ask...

(Buster falls asleep again before he can finish his sentence.)

**D.W.:** Just ask WHO???

**Buster:** (LOUD SNORE)

**D.W.:** Will someone please help me get my own library card!!!

(Ms. Turner comes up to D.W.)

**Ms. Turner:** I'll help you, D.W. I'm Ms. Turner and I work at the library. All you have to do is sign your name on this sheet of paper.

**D.W.:** Sign my name? But I can't do that! I've never done it before!

**Ms. Turner:** Try it. I bet you can do it.

(Tommy and Timmy Tibble pop their heads up from behind the desk.)


**Tommy and Timmy Tibble:** We bet she can't do it!

(Ms. Turner hands D.W. the pencil.)

**D.W.:** I'm scared! What if I forget my name? Oh, no! I did forget my name! WHAT'S MY NAME?!

**All Kids (except D.W. and Arthur):** D.W.!

**Arthur:** Shh! Keep it down! I'm trying to read!



# Play Maker Script

5

(D.W. writes her name on a sheet of paper.  
Ms. Turner hands her a library card.)

**Ms. Turner:** Well done. Here's your library card, D.W.

**D.W.:** My very own library card!

(D.W. picks up the book from the table. She goes to Arthur and shows him her library card.)

**D.W.:** Check it out, Arthur. My very own library card. Now I can take this book out without your help!

**Arthur:** Hey, I know that book! It's called Hopalong the Frog! It was the first book I ever took out!

**D.W.:** You took out a baby book?

**Arthur:** It's not a baby book. It's a book for big kids about frogs. Listen...

(Arthur opens the book and begins to read.)

**Arthur:** "Hopalong the frog hopped onto a log, and the log started floating away..."


**D.W.:** Boy, the things a kid has to do to get her older brother to read to her. Sheesh!

The End.

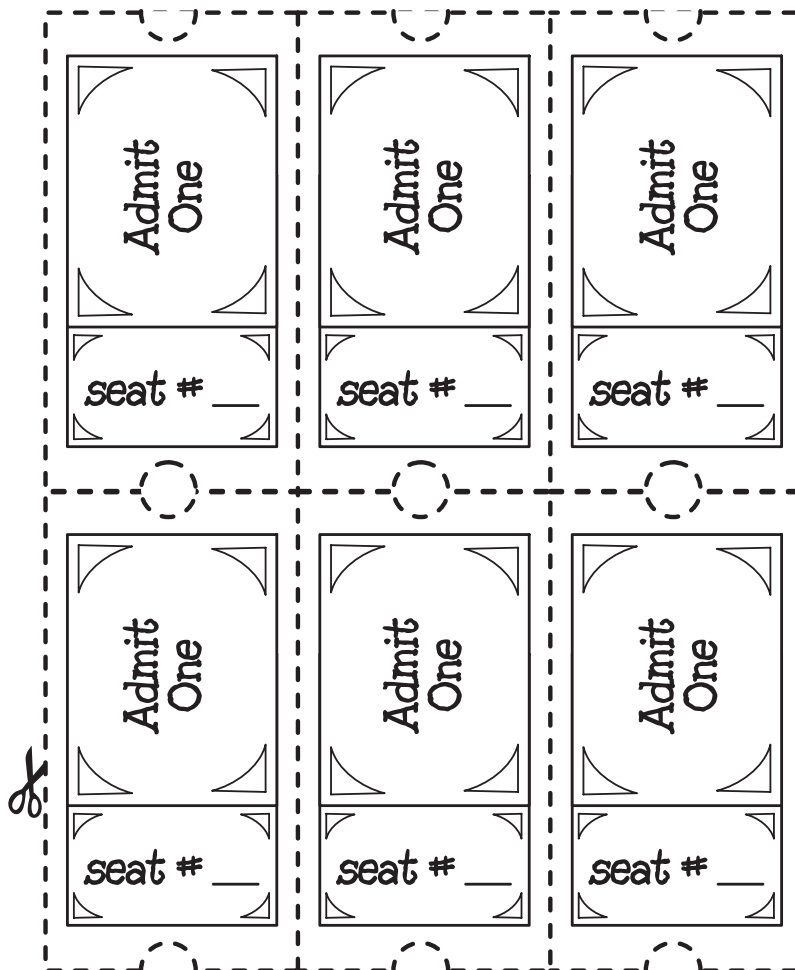


# Play Maker Props

## LIBRARY CARD



## TICKETS






# Play Maker

BOOK



# HOPALONG THE FROG






# Play Maker Masks

## Grown-ups:

To assemble this mask, you will need scissors, string, and tape. Once you have cut out the mask, use your tape to adhere one end of the string to the inside of the mask (left side). Make sure the mask fits on your child's head before using your tape to stick the other end of the string to the inside of the mask (right side).

Use these masks to retell an episode of Arthur or to create an original story of your own!




# Arthur



PBS KIDS and the PBS KIDS Logo are registered trademarks of Public Broadcasting Service. Used with permission. ARTHUR & the other Marc Brown ARTHUR characters and underlying materials (including artwork) TM and © 2016 Marc Brown. ARTHUR is produced by WGBH Boston and Oasis Animation, Inc. Funding for ARTHUR is provided by public television viewers. Corporate funding for Arthur on PBS KIDS® is provided by ABCmouse.com. Made available by the Corporation for Public Broadcasting, a private corporation funded by the American people.

Funded by:  
ABCMouse.com™

For more games and activities, visit [pbskidsforparents.org](http://pbskidsforparents.org)




## Buster

### Grown-ups:

To assemble this mask, you will need scissors, string, and tape. Once you have cut out the mask, use your tape to adhere one end of the string to the inside of the mask (left side). Make sure the mask fits on your child's head before using your tape to stick the other end of the string to the inside of the mask (right side).


Use these masks to retell an episode of *Arthur* or to create an original story of your own!







**Binky**



**Grown-ups:**

**To assemble this mask, you will need scissors, string, and tape. Once you have cut out the mask, use your tape to adhere one end of the string to the inside of the mask (left side). Make sure the mask fits on your child's head before using your tape to stick the other end of the string to the inside of the mask (right side)**

**Use these masks to retell an episode of Arthur or to create an original story of your own!**




PBS KIDS and the PBS KIDS Logo are registered trademarks of Public Broadcasting Service. Used with permission. ARTHUR & the other Marc Brown ARTHUR characters and underlying materials (including artwork) TM and © 2016 Marc Brown. ARTHUR is produced by WGBH Boston and Oasis Animation, Inc. Funding for ARTHUR is provided by public television viewers. Corporate funding for Arthur on PBS KIDS® is provided by ABCmouse.com. Made available by the Corporation for Public Broadcasting, a private corporation funded by the American people.

Funded by:  
**ABCMouse.com™**

**For more games and activities, visit [pbskidsforparents.org](http://pbskidsforparents.org)**



**D.W.**



**Grown-ups:**

**To assemble this mask, you will need scissors, string, and tape. Once you have cut out the mask, use your tape to adhere one end of the string to the inside of the mask (left side). Make sure the mask fits on your child's head before using your tape to stick the other end of the string to the inside of the mask (right side)**

**Use these masks to retell an episode of Arthur or to create an original story of your own!**




PBS KIDS and the PBS KIDS Logo are registered trademarks of Public Broadcasting Service. Used with permission. ARTHUR & the other Marc Brown ARTHUR characters and underlying materials (including artwork) TM and © 2016 Marc Brown. ARTHUR is produced by WGBH Boston and Oasis Animation, Inc. Funding for ARTHUR is provided by public television viewers. Corporate funding for Arthur on PBS KIDS® is provided by ABCmouse.com. Made available by the Corporation for Public Broadcasting, a private corporation funded by the American people.

Funded by:  
**ABCmouse.com™**

**For more games and activities, visit [pbskidsforparents.org](http://pbskidsforparents.org)**



# Francine



## Grown-ups:

To assemble this mask, you will need scissors, string, and tape. Once you have cut out the mask, use your tape to adhere one end of the string to the inside of the mask (left side). Make sure the mask fits on your child's head before using your tape to stick the other end of the string to the inside of the mask (right side)

Use these masks to retell an episode of Arthur or to create an original story of your own!




PBS KIDS and the PBS KIDS Logo are registered trademarks of Public Broadcasting Service. Used with permission. ARTHUR & the other Marc Brown ARTHUR characters and underlying materials (including artwork) TM and © 2016 Marc Brown. ARTHUR is produced by WGBH Boston and Oasis Animation, Inc. Funding for ARTHUR is provided by public television viewers. Corporate funding for Arthur on PBS KIDS® is provided by ABCmouse.com. Made available by the Corporation for Public Broadcasting, a private corporation funded by the American people.

Funded by:  
ABCMouse.com™

For more games and activities, visit [pbskidsforparents.org](http://pbskidsforparents.org)



# Timmy



### Grown-ups:

To assemble this mask, you will need scissors, string, and tape. Once you have cut out the mask, use your tape to adhere one end of the string to the inside of the mask (left side). Make sure the mask fits on your child's head before using your tape to stick the other end of the string to the inside of the mask (right side)

Use these masks to retell an episode of Arthur or to create an original story of your own!



PBS KIDS and the PBS KIDS Logo are registered trademarks of Public Broadcasting Service. Used with permission. ARTHUR & the other Marc Brown ARTHUR characters and underlying materials (including artwork) TM and © 2016 Marc Brown. ARTHUR is produced by WGBH Boston and Oasis Animation, Inc. Funding for ARTHUR is provided by public television viewers. Corporate funding for Arthur on PBS KIDS® is provided by ABCmouse.com. Made available by the Corporation for Public Broadcasting, a private corporation funded by the American people.


Funded by:



For more games and activities, visit [pbskidsforparents.org](http://pbskidsforparents.org)



# Tommy



### Grown-ups:

To assemble this mask, you will need scissors, string, and tape. Once you have cut out the mask, use your tape to adhere one end of the string to the inside of the mask (left side). Make sure the mask fits on your child's head before using your tape to stick the other end of the string to the inside of the mask (right side)

Use these masks to retell an episode of Arthur or to create an original story of your own!



PBS KIDS and the PBS KIDS Logo are registered trademarks of Public Broadcasting Service. Used with permission. ARTHUR & the other Marc Brown ARTHUR characters and underlying materials (including artwork) TM and © 2016 Marc Brown. ARTHUR is produced by WGBH Boston and Oasis Animation, Inc. Funding for ARTHUR is provided by public television viewers. Corporate funding for Arthur on PBS KIDS® is provided by ABCmouse.com. Made available by the Corporation for Public Broadcasting, a private corporation funded by the American people.

Funded by:



For more games and activities, visit [pbskidsforparents.org](http://pbskidsforparents.org)



### Grown-ups:

To assemble this mask, you will need scissors, string, and tape. Once you have cut out the mask, use your tape to adhere one end of the string to the inside of the mask (left side). Make sure the mask fits on your child's head before using your tape to stick the other end of the string to the inside of the mask (right side)


Use these masks to retell an episode of Arthur or to create an original story of your own!



## Ms. Turner



# Play Maker Costumes



**ARTHUR**

brown glasses  
yellow sweater  
white collar  
blue jeans  
red + white sneakers



**BUSTER**

light blue shirt  
orange collar  
orange cuffs  
blue jeans  
red + white sneakers



**BINKY**

orange shirt  
gray belt  
blue jeans  
brown shoes




**D.W.**

pink jumper  
white shirt  
white tights  
blue shoes



**FRANCINE**

yellow barrettes  
brown shirt  
orange cuffs  
orange collar  
blue jeans  
red + white sneakers



**TIMMY**

blue kerchief  
yellow shirt  
purple shorts  
white socks  
green sneakers



**TOMMY**

red kerchief  
yellow shirt  
purple shorts  
white socks  
green sneakers



**MS. TURNER**

square glasses  
tan sweater  
gold necklace  
purple dress  
gold watch  
bracelet  
brown shoes



PBS KIDS and the PBS KIDS Logo are registered trademarks of Public Broadcasting Service. Used with permission. ARTHUR & the other Marc Brown ARTHUR characters and underlying materials (including artwork) TM and © 2016 Marc Brown. ARTHUR is produced by WGBH Boston and Oasis Animation, Inc. Funding for ARTHUR is provided by public television viewers. Corporate funding for Arthur on PBS KIDS® is provided by ABCmouse.com. Made available by the Corporation for Public Broadcasting, a private corporation funded by the American people.

Funded by:  
**ABCMouse.com**

For more games and activities, visit [pbskidsforparents.org](http://pbskidsforparents.org)



# My Creature Adventure



**Instructions:** Anyone can write their own creature adventure. You just need to choose your creature, choose a **setting** (*where the adventure takes place*), and decide on the **plot** (*what happens to the creature in the setting*). Write your own creature adventure and then perform your story for an audience!

A large rectangular box containing 15 horizontal lines for writing the creature adventure story.

Find more games and activities at [pbskidsforparents.org](http://pbskidsforparents.org)

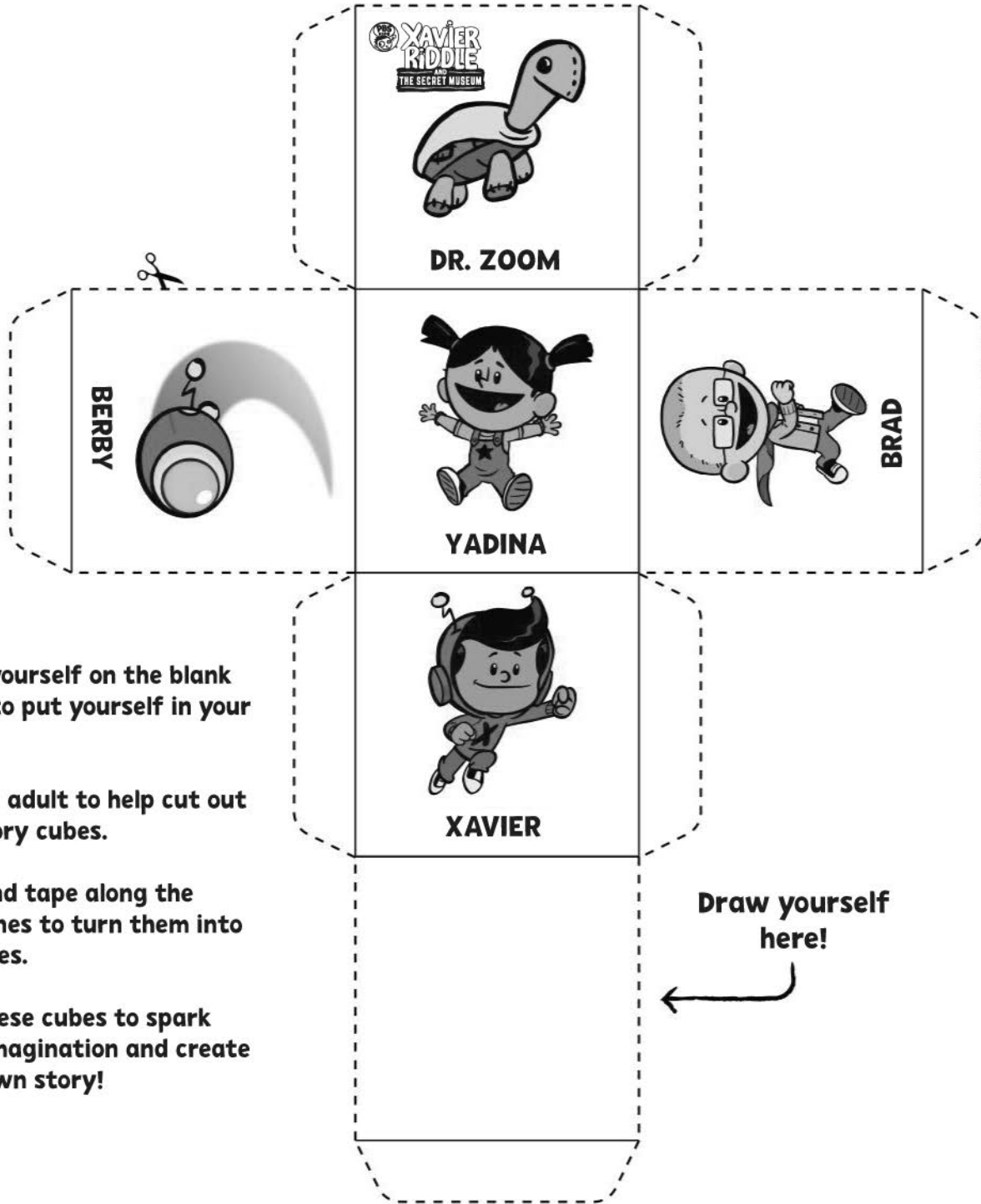






# Story Cubes

**Instructions:** Use the three story cubes (character, animals and objects, and setting) to create your VERY OWN storyline. Roll each cube once and act out an original story. Who is the main character? What appears in the story? In what setting does the story take place?



1. Draw yourself on the blank panel to put yourself in your story.
2. Ask an adult to help cut out the story cubes.
3. Fold and tape along the solid lines to turn them into 3D cubes.
4. Use these cubes to spark your imagination and create your own story!

Find more games and activities at [pbskidsforparents.org](http://pbskidsforparents.org)

Produced by:



Sponsored by:

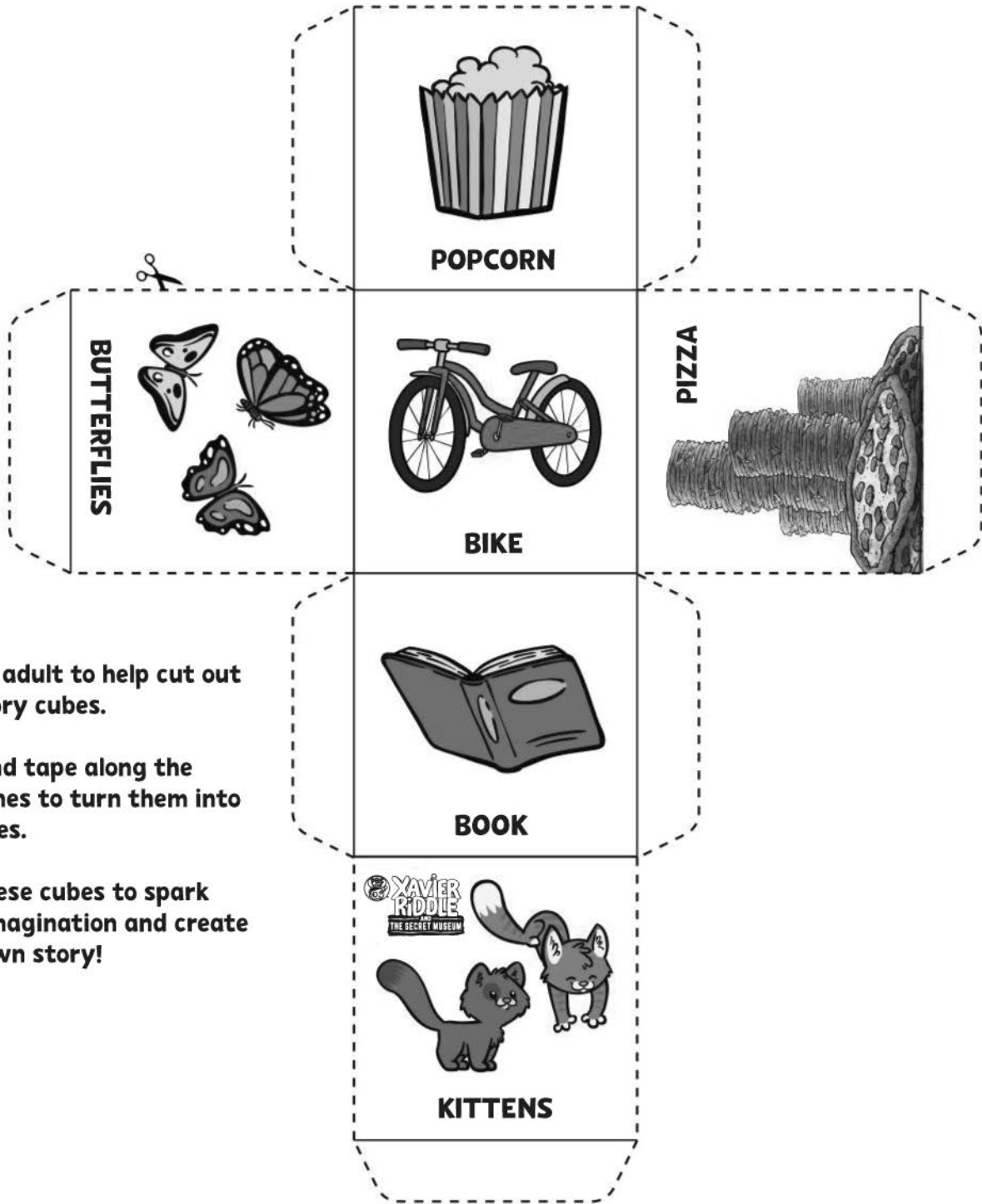


Based on Brad Meltzer and Christopher Eliopoulos' best-selling kids book series





# Story Cubes



1. Ask an adult to help cut out the story cubes.
2. Fold and tape along the solid lines to turn them into 3D cubes.
3. Use these cubes to spark your imagination and create your own story!

Find more games and activities at [pbskidsforparents.org](http://pbskidsforparents.org)

Produced by:



Sponsored by:

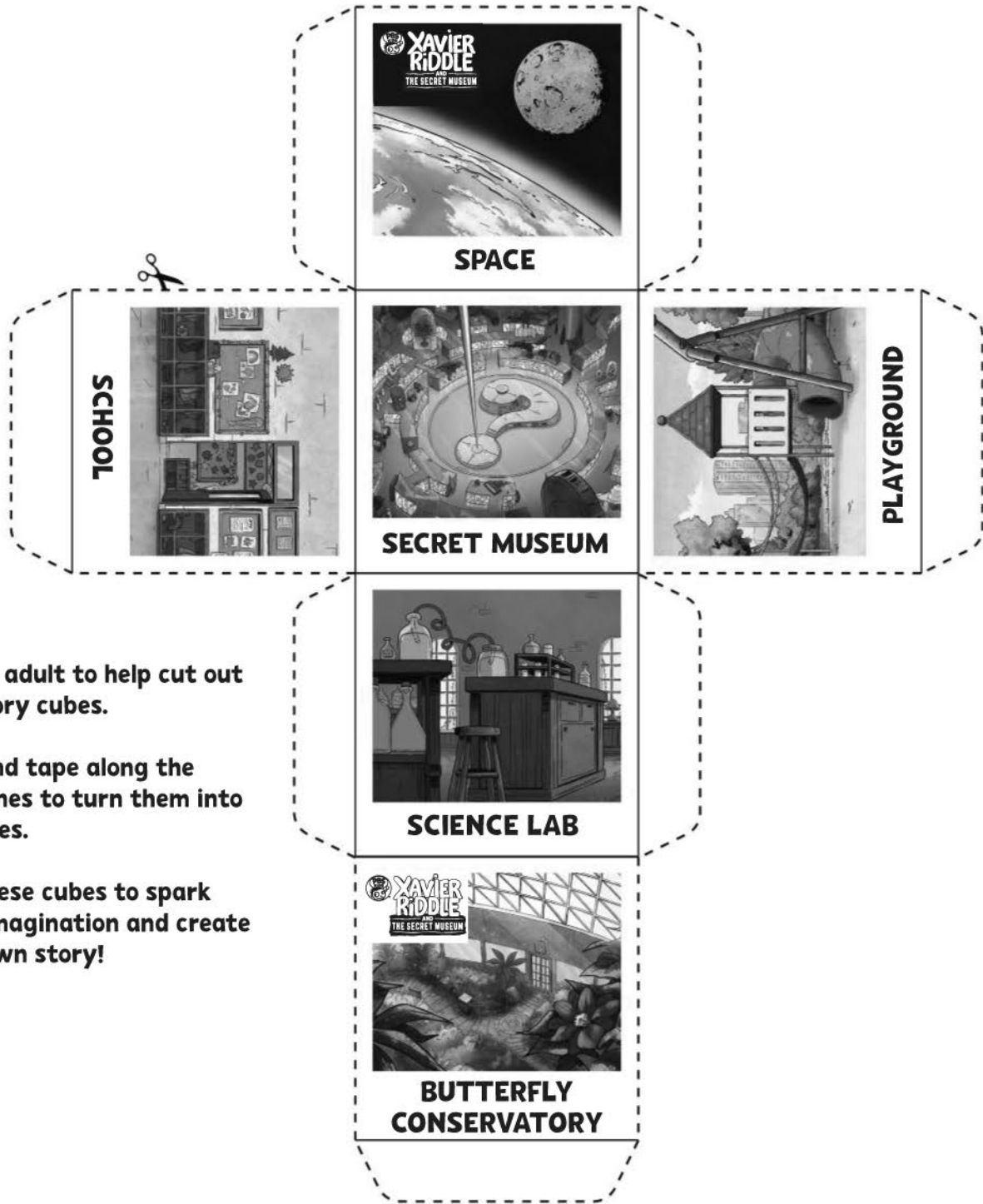


Based on Brad Meltzer and Christopher Eliopoulos' best-selling kids book series





# Story Cubes



1. Ask an adult to help cut out the story cubes.
2. Fold and tape along the solid lines to turn them into 3D cubes.
3. Use these cubes to spark your imagination and create your own story!

Find more games and activities at [pbskidsforparents.org](http://pbskidsforparents.org)

Produced by:



Sponsored by:



Based on Brad Meltzer and Christopher Eliopoulos' best-selling kids book series





# Learn at Home with PBS KIDS

**Schedule Begins October 5, 2020**

Explore reading, math, science, life lessons, and more on the PBS KIDS 24/7 channel and live stream! The TV schedule below offers you and your child a chance to learn anytime alongside your favorite PBS KIDS characters.



<b>TIME (M-F)</b>	<b>SHOW</b>	<b>GRADE</b>	<b>LEARNING GOAL</b>
6/5c am	Splash and Bubbles	PK-K	Science
6:30/5:30c am	WordWorld	PK-K	Literacy
7/6c am	Peg + Cat	PK-K	Math
7:30/6:30c am	Peep and the Big Wide World	PK-K	Science
8/7c am	Sid the Science Kid	PK-K	Science
8:30/7:30c am	Super WHY!	PK-K	Literacy
9/8c am	Pinkalicious & Peterrific	PK-1	The Arts
9:30/8:30c am	Clifford the Big Red Dog	PK-K	Social & Emotional Learning, Literacy
10/9c am	Let's Go Luna!	K-2	Social Studies
10:30/9:30c am	Dinosaur Train	PK-K	Science
11/10c am	The Cat in the Hat Knows a Lot About That!	PK-1	Science & Engineering
11:30/10:30c am	Martha Speaks	K-2	Literacy
12 pm/11c am	Nature Cat	K-3	Science
12:30 pm/11:30c am	Ready Jet Go!	K-2	Science & Engineering
1/12c pm	Arthur	K-2	Social & Emotional Learning
1:30/12:30c pm	Odd Squad	K-2	Math
2/1c pm	Cyberchase	1-5	Math
2:30/1:30c pm	Molly of Denali	K-2	Literacy
3/2c pm	Pinkalicious & Peterrific	PK-1	The Arts
3:30/2:30c pm	Elinor Wonders Why	PK-K	Science & Engineering
4/3c pm	Sesame Street	PK-K	Literacy, Math, Social & Emotional Learning
4:30/3:30c pm	Daniel Tiger's Neighborhood	PK-K	Social & Emotional Learning
5/4c pm	Curious George	PK-K	Math, Science & Engineering
5:30/4:30c pm	Curious George	PK-K	Math, Science & Engineering
6/5c pm	Wild Kratts	K-2	Science
6:30/5:30c pm	Wild Kratts	K-2	Science

**Access FREE, at-home learning activities, tips, and more on [pbskidsforparents.org](https://pbskidsforparents.org)**



# Learn at Home with PBS KIDS

Play and learn anytime and anywhere with free apps from PBS KIDS! Use the chart below to find the app that aligns to your child's grade, learning goal, and favorite PBS KIDS show - then download it on your on your mobile or tablet device to play online, offline, or anytime.


## Apps for Social & Emotional Learning

Daniel Tiger for Parents	PK-K	Social & Emotional Learning
PBS KIDS Games app	K-2	Multiple Learning Goals
PBS KIDS Video app	K-2	Multiple Learning Goals




## Apps for Literacy Learning

Dinosaur Train A to Z	PK-K	Literacy, Science
Molly of Denali	K-2	Literacy
PBS KIDS Games app	K-2	Multiple Learning Goals
PBS KIDS Video app	K-2	Multiple Learning Goals



## Apps for STEM Learning (Science, Technology, Engineering & Math)

PBS Parents Play & Learn	PK-K	Literacy, Math	Ready Jet Go! Space Explorer	K-2	Science
Play & Learn Engineering	PK-K	Science and Engineering	Ready Jet Go! Space Scouts	K-2	Science and Engineering
Play & Learn Science	PK-K	Science	Nature Cat's Great Outdoors	K-3	Science
Splash and Bubbles for Parents	PK-K	Science	PBS KIDS ScratchJr	1-2	Coding
Splash and Bubbles Ocean Adventure	PK-K	Science	Outdoor Family Fun with Plum	1-3	Science and Engineering
The Cat in the Hat Builds That!	PK-K	Science and Engineering	Cyberchase Shape Quest	1-5	Math, Science
The Cat in the Hat Invents	PK-K	Science and Engineering	PBS KIDS Games app	K-2	Multiple Learning Goals
Jet's Bot Builder: Robot Games	K-2	Science and Engineering	PBS KIDS Video app	K-2	Multiple Learning Goals
Photo Stuff with Ruff	K-2	Science			



[pbskids.org/apps](https://pbskids.org/apps)

