



**24/7
Channel**

**Anytime/Anywhere
on the PBS KIDS
Video App**



Download Now

Learn about all PBS KIDS apps at pbskids.org/apps


PBS KIDS and the PBS KIDS Logo are registered trademarks of Public Broadcasting Service. Used with permission.



**SUMMER OF
ADVENTURE!**

Activity Booklet

PBS KIDS and the PBS KIDS Logo are registered trademarks of Public Broadcasting Service. Used with permission. NATURE CAT and associated characters, trademarks and design elements are owned by Spiffy Entertainment, LLC © 2018 Spiffy Entertainment, LLC. All rights reserved. Wild Kratts® © 2018 Kratt Brothers Co. Ltd./ 9 Story Media Group Inc. Wild Kratts®, Creature Power® are owned by Kratt Brothers Company Ltd. All rights reserved. SPLASH AND BUBBLES™ & © 2018 The Jim Henson Company, © Herschend Enterprises. All Rights Reserved.



Hello, Grown-ups!


We're so excited that you're joining PBS KIDS on our summer adventures, and to be working with several partners and PBS member stations across the country to bring your family fun learning opportunities all summer long. Be on the lookout for all-new programming from some of PBS KIDS' favorite series like NATURE CAT, WILD KRATTS and SPLASH AND BUBBLES as well as exciting digital games, great local events, and learning resources like this activity book.

Here are a few quick tips to help you keep your kids excited about learning this summer and beyond:

- **Ask lots of questions.** Encourage your kids to explore more when you ask them questions like: Why do you think that happened? What do you think that's for? What will happen next?
- **Encourage kids to search for answers.** When your kids ask you "why?" see if you can work together to figure out what they need to know or do to find the answer.
- **Try something new.** Summer's a great time to try new things like reading a new kind of book, tasting a new food, or visiting a new park.
- **Just have fun.** Summertime comes along only once a year, so make sure to have fun while you're learning.

If you want to explore more with PBS KIDS, tune in daily to your local station or visit pbsparents.org/summer for more activities, tips and resources. In the meantime, we hope you have a great summer!


PBS KIDS



Where Will You Explore?



Dot, Dee and Del love to explore and learn together. Write down or draw the places or things you'd like to explore this summer.



Find more games and activities at pbskids.org and





Literary List

Create a reading list by asking your child to come up with some topics and types of stories that interest them. When you get to the library ask your librarian to help you find books based on your list. Since you can't take all the books home now, work with your child to make a list of books that you want to come back and check out another day.

I'm interested in learning more about topics like:

I'm interested in genres like:

My reading list:

Genres:

(A genre is a category or type of literature.)

Drama: A drama usually refers to a serious story.

Comedy: A comedy usually refers to a funny story.

Poetry: Poems tell a story or describe a person, place, thing or idea. Poems are usually shorter than stories and often rhyme.

Science-fiction: Science-fiction stories are imaginary stories that often take place in the future or in space.

Biography: Biographies are true stories about real people.

Non-fiction: Non-fiction books are about something that really happened. Non-fiction can be about the past (history) or the present.



WORD GIRL



Peterrific Word Game!



Below are pictures of what Peter uses to create his tower! Can you help him spell them? Use the pictures next to the words, and some of the letters that have been filled in to help complete each one!

1) B _ _ C _ _



2) G _ _ _



3) _ _ P _



4) P _ _ C _ _ _



5) S L _ _ _ Y



6) C _ _ Y _ _ _



Answer Key: 1. Blocks, 2. Glue, 3. Tape, 4. Pencils, 5. Spring, 6. Crayons

Find more games and activities at pbskids.org and



Find more games and activities at pbskids.org and




The Weather in My Neighborhood



Sunny? Rainy? Cloudy? Windy?
What is the weather like outside?



Draw a picture of the weather outside and label your picture with the correct weather word in each day's box.



Monday	Tuesday	Wednesday	
Thursday	Friday	Saturday	Sunday

Count how many days had each kind of weather.

Sunny Rainy Cloudy Windy



Find more games and activities at pbskids.org and




PBS KIDS and the PBS KIDS Logo are registered trademarks of Public Broadcasting Service. Used with permission.



Make Leaf and Bark Rubbings

Instructions

1. You'll need one or more crayons with the labels removed, some cardboard or a clip board and some masking tape to help hold leaves or bark in place.
2. When you're walking outside, collect a few fallen leaves, some bark or other natural materials. It's best if you find leaves or bark where you can feel bumps or ridges.
3. Once you've found your leaves, bark or other items, use tape to secure the edges of the leaves, bark or other materials to the clipboard or cardboard so that they will stay in place while you make your rubbing.
4. Place this paper over the leaves and bark and lightly rub the side of the crayon over the surface of the paper, just hard enough so that the texture shows.




Find more games and activities at pbskids.org and













PBS KIDS and the PBS KIDS Logo are registered trademarks of Public Broadcasting Service. Used with permission. NATURE CAT and associated characters, trademarks and design elements are owned by Spiffy Entertainment, LLC© 2018 Spiffy Entertainment, LLC. All rights reserved.



Move Like a Dinosaur




Have your child(ren) stand at one end of the room. Ask your child to move towards you like a specific dinosaur. Here's a list of movements to get your started. You and your child can research other dinosaurs and creatures and add to this list.

-  **WALK like a Theropod**
(a bipedal dinosaur that walked on two legs)
-  **MOVE like a Brachiosaurus**
(a quadrupedal dinosaur that walked on all fours)
-  **SPRINT like an Ornithomimus**
(a dinosaur with long thin legs for sprinting or running really fast)
-  **GLIDE like a Microraptor**
(a small bird-like dinosaur that could move smoothly through the air)
-  **SLITHER like a Sanajeh**
(a prehistoric snake that slithered or slid around on its belly)
-  **STOMP like a T. rex!**
(a powerful dinosaur who walked around with loud, heavy steps)
-  **DIVE like a Hesperonis**
(a dinosaur that was good at diving deep underwater for fish)
-  **FLY like a Pteranodon**
(like Tiny, Shiny, and Don, Pteranodons could fly through the air very easily)
-  **SWIM backwards like a Michelinoceras**
(a squid-like creature who lived in the ocean and swam backwards)
-  **HOOT like a Corythosaurus**
(a dinosaur with a large crest on top of its head that made a hooting sound like a horn)



Sound and Picture

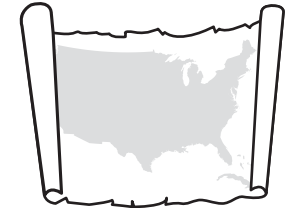


Princess Presto... to the rescue!


Look at the picture and say what it is out loud. Then circle the letter that makes the sound that picture starts with.



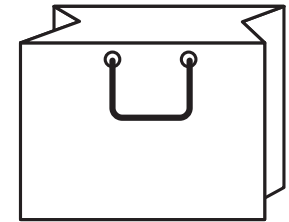
B Z P




J M G



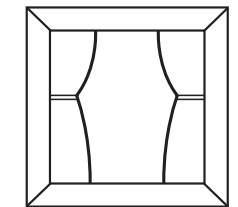
M R C



I B H




S D R




G W N

Answers - Top Row: Pilot, Map | Middle Row: Camera, Bag | Bottom Row: Sun, Window

Find more games and activities at pbskids.org and 

PBS KIDS and the PBS KIDS Logo are registered trademarks of Public Broadcasting Service. Used with permission. Dinosaur Train TM & © 2018 The Jim Henson Company. All Rights Reserved. Corporate funding is provided by Kiddie Academy.

Find more games and activities at pbskids.org and 

PBS KIDS and the PBS KIDS Logo are registered trademarks of Public Broadcasting Service. Used with permission. SUPER WHY! © 2018 Out of the Blue Enterprises LLC. All Rights Reserved. Corporate funding is provided by ABCmouse.com.























Moon Journal

Look up at the moon each night and draw what you see!

Date observations started: _____

Time to Check Moon Each Night: _____



 Date: _____	 Date: _____	 Date: _____	 Date: _____	 Date: _____
 Date: _____	 Date: _____	 Date: _____	 Date: _____	 Date: _____
 Date: _____	 Date: _____	 Date: _____	 Date: _____	 Date: _____
 Date: _____	 Date: _____	 Date: _____	 Date: _____	 Date: _____

Phases of the Moon



New Moon

Waxing Crescent

First Quarter

Waxing Gibbous

Full Moon

Waning Gibbous

Last Quarter

Waning Crescent

Find more games and activities at pbskids.org and



PBS KIDS and the PBS KIDS Logo are registered trademarks of Public Broadcasting Service. Used with permission.

READY JET GO!: © 2018 Jet Propulsion, LLC. Ready Jet Go! and the Ready Jet Go logo are registered trademarks of Jet Propulsion, LLC.




The Reeftown Rangers Are Visiting Tidy

Tidy is a Garibaldi fish and likes to keep the kelp forest nice and neat.



Circle the things on the Kelp Forest floor that Tidy needs to clean up.



FUNDING PROVIDED BY:



Find more games and activities at pbskids.org and



PBS KIDS and the PBS KIDS Logo are registered trademarks of Public Broadcasting Service. Used with permission. © 2018 The Jim Henson Company. © 2018 Herschend Studios. JIM HENSON'S mark & logo, SPLASH AND BUBBLES mark & logo, characters and elements are trademarks of The Jim Henson Company. All Rights Reserved.




I Read It!

Encourage your child to share their thoughts about books they read on their own, or books that you read together. Have your child draw a picture based on the book in the space provided, and then fill in the "My Review" section. If your child is not yet writing, work with them to write their book reviews.

My Book

Book Title: _____

Author: _____




My Review

What I liked best about this book:

How I felt after reading this book:

I would recommend this book: **yes** or **no** (circle one)




Find more games and activities at pbskids.org and

PBS KIDS and the PBS KIDS Logo are registered trademarks of Public Broadcasting Service. Used with permission.




Big Summer Tips for Grown-Ups



Go on a learning adventure this summer! Here are some tips to help you play, learn and explore with your family all summer long.

- 1 Share stories!** Share a story with your child and ask him/her to share one with you - you'll build valuable literacy skills.
- 2 It all adds up!** You can build math skills during everyday errands like counting apples at the grocery store.
- 3 Take advantage of the great outdoors.** Have your child record observations and build science and language skills at the same time!
- 4 Build a collection.** You can practice categorizing, sorting and counting the items and writing labels for a display or scrapbook.
- 5 Make something.** Building anything, from a windsock to a play fort helps your child develop early engineering skills.
- 6 Use mealtime.** Find letters and words on menus or compare prices.



Find more games and activities at pbskids.org and

PBS KIDS and the PBS KIDS Logo are registered trademarks of Public Broadcasting Service. Used with permission.